

SX EX ELECTROMAGNETIC LOCK SX-LS-P7XXXXA

PRODUCT OVERVIEW:

The new SX EX ELECTROMAGNETIC LOCK (also known as the SX Ex Maglock) is a member of our unique SX product family, which has been specifically designed for use in harsh hazardous (Ex) environments.

This unique certified device works with both our door controller and access products or with third party ACU systems to provide a highly effective security solution for access control in Ex classified hazardous areas Zones 1, 2, 21 & 22.

Features:

Developed by SecurEx and manufactured under license by our partner company The Wath Group the unique SX Ex Electromagnetic Door Lock has been specifically designed to be a true 'Ex Certified' Security Locking product.

Elegantly designed with both 'form and function' in mind, the lock is manufactured from a single solid mono-block of 316L stainless steel and is supplied as standard factory fitted with a 5-metre multi-core user cable.

Engineered to withstand loads of up to 500 kgf, the unit may be fitted to a wide variety of door configurations including left or right handed and in or outward opening doors by using the appropriate approved matching I, L & Z brackets (sold separately). Cabling can also exit to either the right or the left hand side as required to suit the installation as the unit can be fitted in any orientation.



The lock is available in a choice of 12 or 24 VDC versions and is provided with a special door armature (Keeper unit), which includes a door status magnet.

Incorporating door status monitoring with changeover contacts as standard, when used as part of an integrated access control solution this product can provide both enhanced safety and security for personnel. The fully sealed IP 66/67*unit is suitable for use in on-shore and off-shore environments.

For high security applications, the product has been designed with special versions available providing either 'Grade 2' (SEOL) or 'Grade 3' (TEOL) door status, anti tamper and product fault monitoring.

Documentation:

The SX Magnetic Door Lock is provided as standard with a documentation pack including Operation, Installation & Maintenance Guide (OIMG), mounting templates & copies of all appropriate certifications.



Specifications:

Size & Weight

- Electromagnetic Lock 40x62x270 (HxWxD)
Weight Approx. 5Kg
- Magnet Armature 18x62x270 (HxWxD)
Weight Approx. 2Kg

Enclosure Material

- 316L Stainless Steel

Mounting Detail

- 4 x M6 DIN 7991 Mounting Holes - Electromagnet
- 4 x M6 DIN 7991 Mounting Hole - Armature

Approved mounting systems

- SX-LS-M7010XA - L BRACKET
- SX-LS-M7020XA - Z BRACKET
- SX-LS-M7030XA - I BRACKET
- SX-LS-M7040XA - S BRACKET*

*S bracket is a custom mounting system on special request.

Ambient Temp Range



- (1) -30 °C ... +40 °C (T6)
- (2) -30 °C ... +55 °C (T5)

Temperature range specified on order

IP Protection

- IP 67 (1m for 30 Minutes)

Ex Marking / Certification

-  II 2G Ex mb IIC T6/5 Gb
-  II 2D Ex mb IIIC T85/100°C Db
- IECEx Ex mb IIC T6/5 Gb
- IECEx Ex mb IIIC T85/100°C Db

Approvals

- ExVeritas 17ATEX0289X
- IECEx EXV 17.0018X

Ideal Maximum Holding Force

- Approx. 500 kgf (5000N)

Magnet holding force is reduced by increasing AC-ripple in DC supply (0...max. 25 %).

Utilization Category

- DC-13/DC-14

Electromagnet Power Requirements

- (1) 12VDC (13.2 Vmax 1A Fused)
- (2) 24VDC (26.4 Vmax 0.5A Fused)

Supply specified on order

Switching Systems

- (0) No Contact Fitted*
- (1) SPCO
- (2) Grade 2
- (3) Grade 3
- (4) NO/NC*
- (5) NO/NC + Tamper Loop*
- (6) Tamper Loop only*

System specified on order

*available on special request

Switching Electrical Characteristics

- max. 1A Switching Current
- max. 50 W Switching Capacity

Values dependent on selected switching system.

Operation Life Cycles

- >1 million operations (Mechanical)
- 10⁶ operations (Electrical)

Connections

- External Earth Point with M4 bolt, M4 external serrated lock washer.

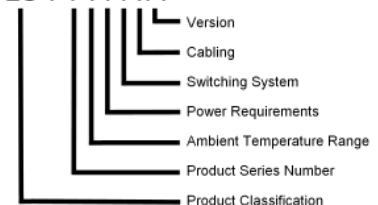
Cabling

- (1) 5m Factory
- (2) Customer Specified (10m Minimum)

Cable supplied Conductor size 0.5mm. Depend of Variant Core count 2-6 Cores + Internal Earth

Product Key

SX-LS-P71111A



**THORNE &
DERRICK**
INTERNATIONAL

Thorne & Derrick
+44 (0) 191 410 4292
www.heatingandprocess.com